

Centennial High School / Study Day 1

SITE

INFORMATION

OLYMPIC CENTER

Recommend leaving for Tsukiji around 5:00 am



1. 10 minute walk from The Olympic Center to Yoyogi-Koen Station
2. Take the **Chiyoda Line**: Yoyogi-Koen Station (C02) → Hibiya Station (C09)
3. Change to the **Hibiya Line**: Hibiya Station (H07) → Tsukiji Station (H10)



Way back to the Center

Tsukiji Fish Market (築地市場)

10 minute walk from the station (Use Exit 1)

OLYMPIC CENTER

7:00 - 9:00 / **Breakfast** (Use coupon) at **Cafeteria Fuji** in Central Bldg. 2F
7:30 - 9:00 / TLI staff available at desk near the snack shop in Building-D



15 minute walk to the Nishi-Sando Entrance of Meiji Shrine

Meiji Shrine (明治神宮)

About 30 minute walk (Nishi-Sando ⇒ The Main Shrine ⇒ The Main Entrance)²



5 minute walk

Takeshita-dori (竹下通り)



1. Take the **Chiyoda Line**: Meji-jingumae Station (C03) → Omotesando Station (C04)
2. Change to the **Ginza Line**: Omotesando Station (G02) → Asakusa Station (G19)

Sensoji/Nakamise (浅草寺/仲見世)

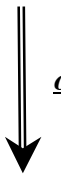
8 minute walk from the station (Use Exit 1)



1. Take the **Ginza Line**: Asakusa Station (G19) → Ginza Station (G09)
2. Change to the **Hibiya Line**: Ginza Station (H08) → Hibiya Station (H07)

Imperial Palace (皇居)

8 minute walk from the station (Use Exit B6)



or

15 minute walk from Imperial Palace to Sony Building

or

1. Take the **Chiyoda Line**: Nijubashi-mae Station (C10) → Hibiya Station (C09)
2. Change to the **Hibiya Line**: Hibiya Station (H07) → Ginza Station (H08)

Sony Building (ソニービル)

Short walk from the station (Use Exit A2 or A3) / Close at 7:00 pm



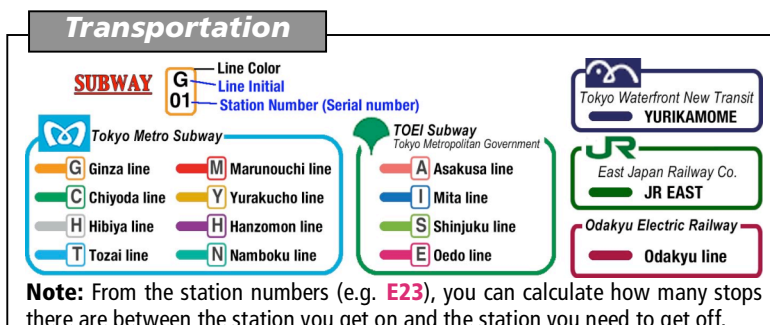
1. Take the **Hibiya Line**: Ginza Station (H08) → Hibiya Station (H07)
2. Change to the **Chiyoda Line**: Hibiya Station (C09) → Yoyogi-Koen Station (C02)
3. 10 minute walk from Yoyogi-Koen Station to The Olympic Center

OLYMPIC CENTER

20:00 - 21:30 / **Computers available**

Teacher: Pick-up the money packet for Study Day 2.

Transportation



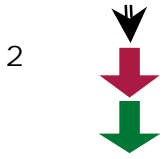
Centennial High School / Study Day 2

SITE

INFORMATION

OLYMPIC CENTER

7:00 - 9:00 / Breakfast (Use coupon) at **Cafeteria Fuji** in Central Bldg. 2F
 7:30 - 9:00 / TLI staff available at desk near the snack shop in Building-D



1. 7 minute walk from The Olympic Center to Sangubashi Station
2. Take the **Odakyu Line**: Sangubashi Station → Shinjuku Station (the 2nd stop)
3. Change to the **JR Chuo Line**: Shinjuku Station → Mitaka Station
 (Rapid train: the 4th stop or Express train: the 2nd stop)

Ghibli Museum
 (ジブリ美術館)

15 minute walk from the station (Use South Exit)



1. Take the **JR Chuo Line**: Mitaka Station → Shinjuku Station
2. Change to the **JR Yamanote Line**: Shinjuku Station → Harajuku Station (the 2nd stop)

NHK Studio Park
 (NHKスタジオパーク)

10 minute walk from the station



Take the **JR Yamanote Line**: Harajuku Station → Shinjuku Station (the 2nd stop)

Museum of Future Science and Technology
 (未来科学技術情報館)

8 minute walk from the station (Use West Exit)



10 minute walk

Shinjuku Area
 (新宿エリア)



1. Take the **Odakyu Line**: Shinjuku Station → Sangubashi Station (the 2nd stop)
2. 7 minute walk from Sangubashi Station to The Olympic Center

OLYMPIC CENTER

19:30 - 20:30 / Computers available
20:30 - 21:30 / Homestay Orientation for all participants (mandatory)



Transportation

SUBWAY

Line Color
 Line Initial
 Station Number (Serial number)

Tokyo Metro Subway

- G Ginza line
- C Chiyoda line
- H Hibiya line
- T Tozai line
- M Marunouchi line
- Y Yurakucho line
- H Hanzomon line
- N Namboku line

TOEI Subway

- A Asakusa line
- I Mita line
- S Shinjuku line
- E Oedo line

Tokyo Waterfront Net

YURIKAN

East Japan Railway

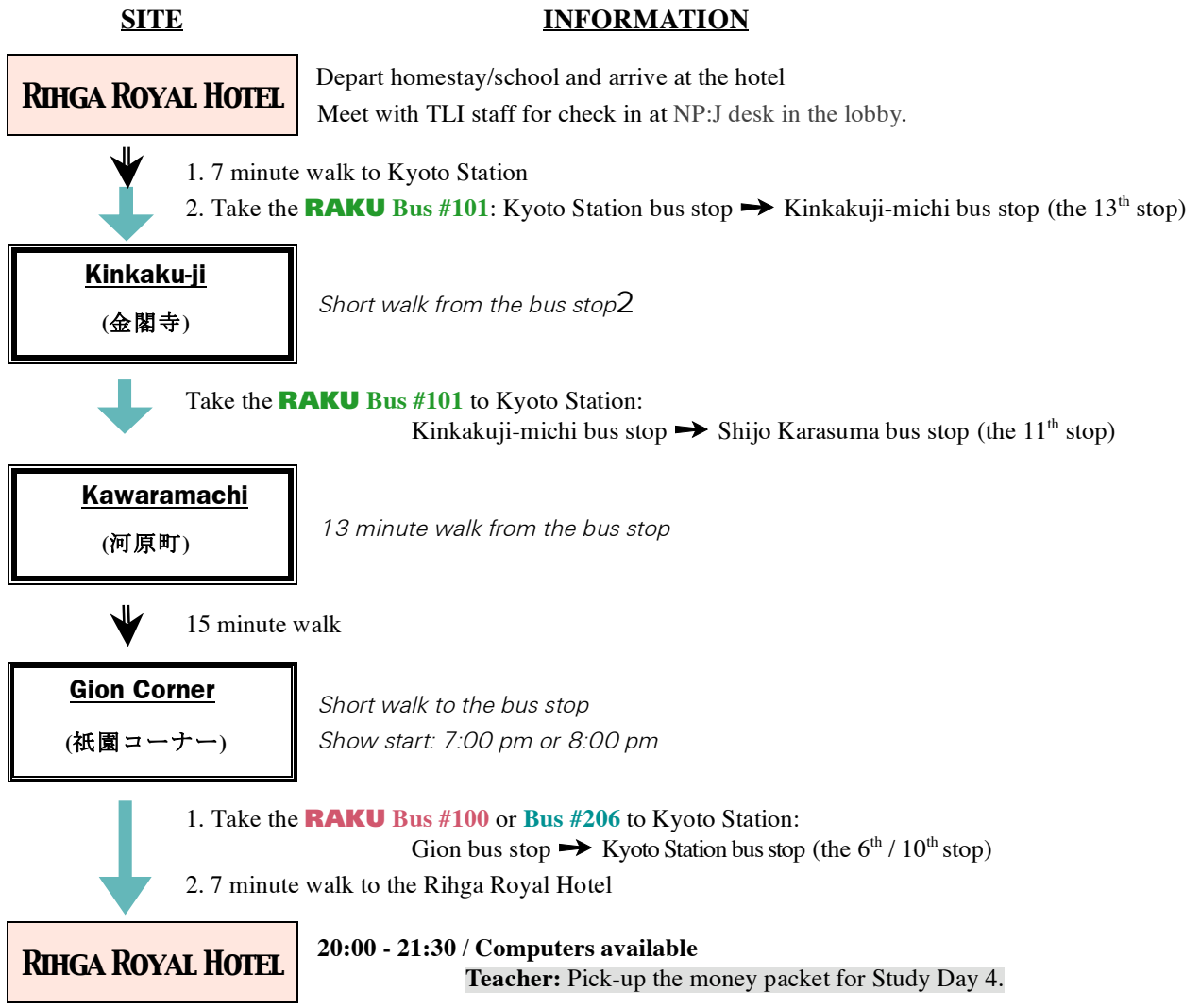
JR EAST

Odakyu Electric Railway


Odakyu line

Note: From the station numbers (e.g. E23), you can calculate how many stops there are between the station you get on and the station you need to get off.

Centennial High School / Study Day 3



Transportation

You will use **Kyoto City Bus**  for traveling in Central Kyoto.

One-day City Bus Pass: When using the one-day pass for the first time, as you get off the bus, insert your card into the small reading device near the driver where the date will be recorded on the back of the card. The next time you get off the bus, just show the back of the card to the driver. **Information about the route the bus will take is indicated by the bus number and main destination displayed on the front, back, and side of the bus near the door.**

*Note: There are various bus routes which you can take to your destinations, but TLI recommends that you take “落” **RAKU BUS** (routes #100, #101, or #102 in terms of convenience).*

Centennial High School / Study Day 4

SITE

INFORMATION

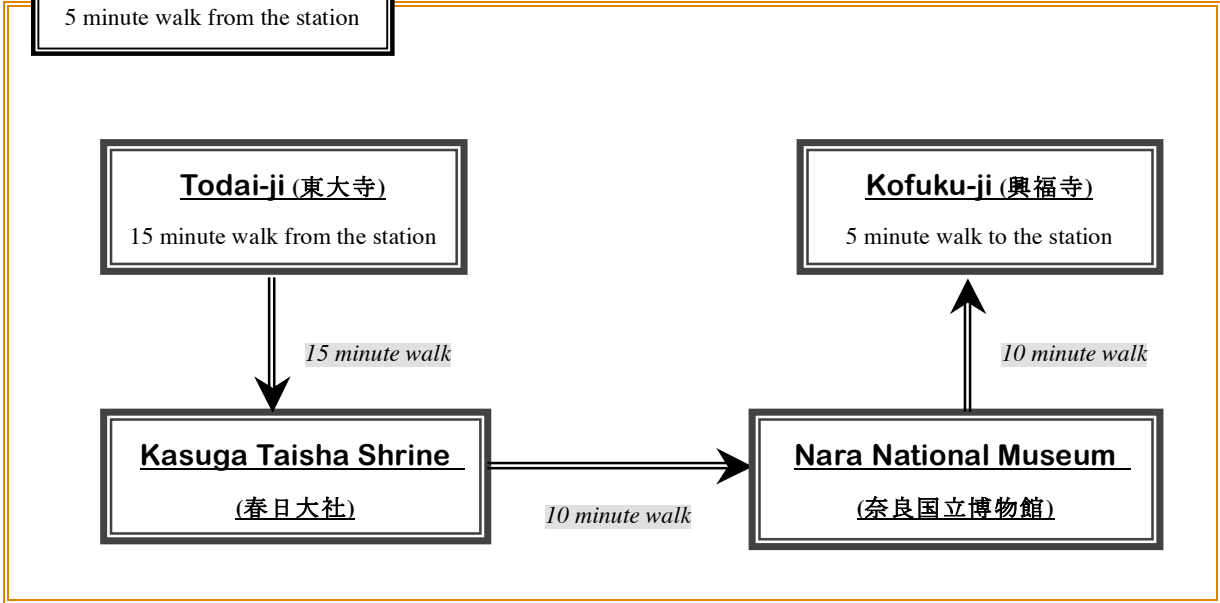
RIHGA ROYAL HOTEL

6:30 or 7:00 -10:00 / Breakfast (See coupon for further information.)
7:30- 9:30 / Travel Specialist available at the NP:J desk in the lobby



1. 7 minute walk to Kyoto Station
2. Take the **Kintetsu Line**: Kyoto Station → Kintetsu Nara Station
 - Kyoto Station / 8:39 → Kintetsu Nara Station / 9:29 (Express Train)
 - Kyoto Station / 8:52 → < 9:34 / Yamato Saidaiji Sta. / 9:39 > → Kintetsu Nara Station / 9:44
 - Kyoto Station / 9:52 → Kintetsu Nara Station / 10:39 (Express Train)

Nara Park (奈良公園)
5 minute walk from the station



1. Take the **Kintetsu Line**: Kintetsu Nara Station → Kyoto Station
 - Kintetsu Nara Station / 15:43 → < 15:49 / Yamato Saidaiji / 15:52 > → Kyoto Station / 16:30
 - Kintetsu Nara Station / 16:16 → Kyoto station / 17:01 (Express Train)
 - Kintetsu Nara Station / 17:15 → Kyoto station / 18:02 (Express Train)
2. 7 minute walk to the Rihga Royal Hotel

RIHGA ROYAL HOTEL

20:00-21:30 / Computers available

Teacher: Pick-up the study-day money packet for the Study Day 5.

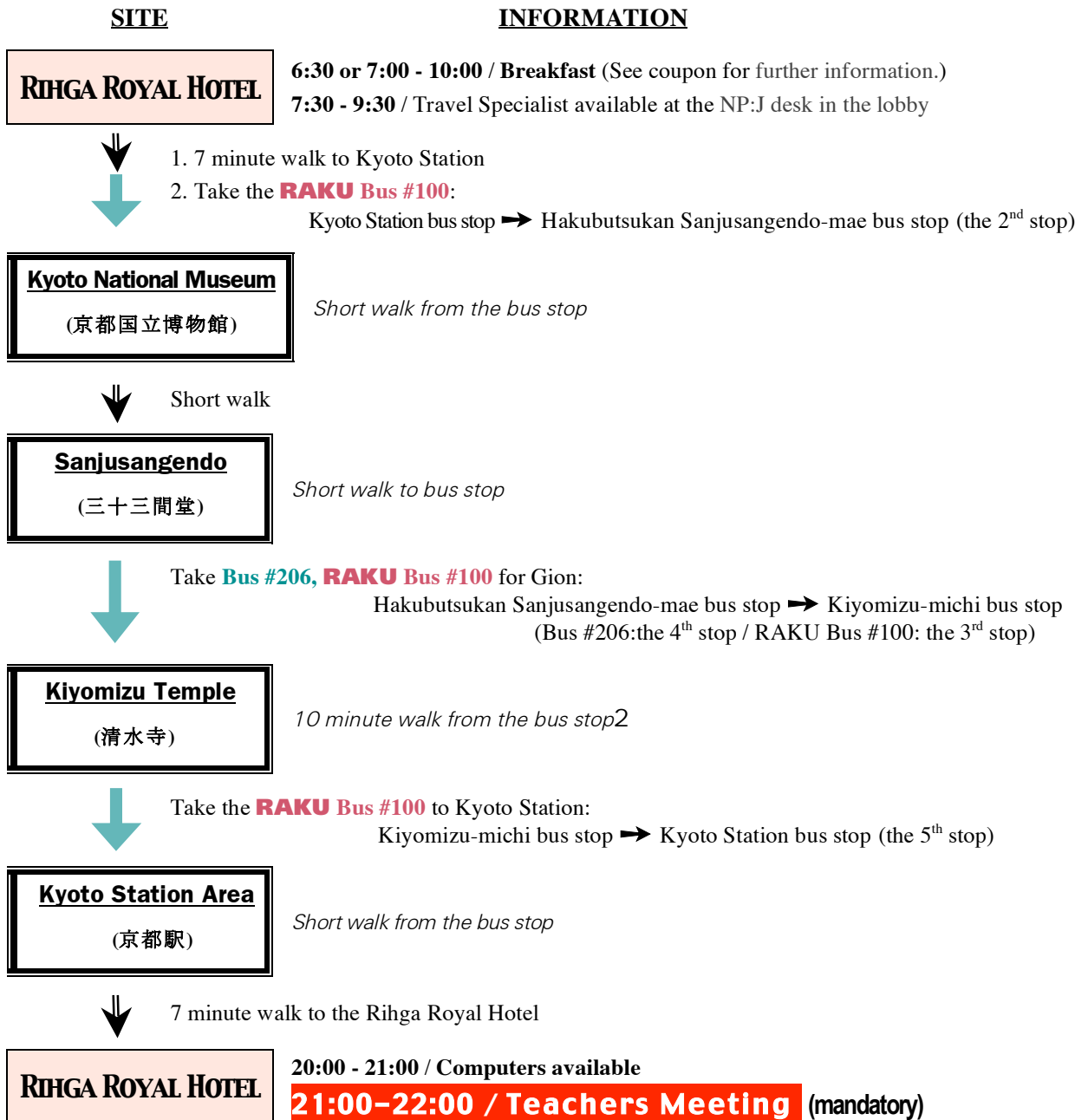
Transportation

You will use the **Kintetsu Line** for travelling to Nara.


Please take **the express train (急行)**.

Please confirm the train schedule & track number on the preceding day.

Centennial High School / Study Day 5



Transportation

You will use **Kyoto City Bus**  **for traveling in Central Kyoto.**

One-day City Bus Pass: When using the one-day pass for the first time, as you get off the bus, insert your card into the small reading device near the driver where the date will be recorded on the back of the card. The next time you get off the bus, just show the back of the card to the driver. **Information about the route the bus will take is indicated by the bus number and main destination displayed on the front, back, and side of the bus near the door.**

Note: There are various bus routes which you can take to your destinations, but TLI recommends that you take “洛” RAKU BUS (routes #100, #101, or #102 in terms of convenience).