

North Central High School / Study Day-1

SITE

INFORMATION

OLYMPIC CENTER

7:00 - 9:00 / Breakfast (Use coupon) at **Cafeteria Fuji** in Central Bldg. 2F
 7:30 - 9:00 / TLI staff available at desk near the snack shop in Building-D



1. 10 minute walk from The Olympic Center to Yoyogi-Koen Station
2. Take the **Chiyoda Line**: Yoyogi-Koen Station (**C02**) → Omotesando Station (**C04**)
3. Change to the **Ginza Line**: Omotesando Station (**G02**) → Asakusa Station (**G19**)

Sensoji / Nakamise
 (浅草寺/仲見世)

5 minute walk from the station (Use Exit 1)



Take the **Ginza Line**: Asakusa Station (**G19**) → Ueno Station (**G16**)

National Museum
 (国立博物館)

15 minute walk from the station (Use Exit 7)



20 minute walk

Ameyoko Street
 (アメ横)

5 minute walk to Ueno-Hirokoji Station



Take the **Ginza Line**: Ueno-Hirokoji Station (**G15**) → Suehirocho Station (**G14**)

Akihabara Area
 (秋葉原)

5 minute walk from the station (Use Exit 3)



1. Take to the **Ginza Line**: Suehirocho Station (**G14**) → Shimbashi Station (**G08**)
2. Change to the **Yurikamome Line**: Shimbashi Station → Aomi Station (the 9th stop)

Palette town
 (パレットタウン)

Short walk

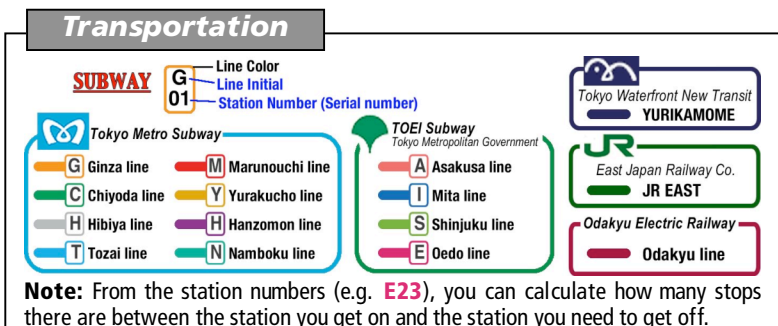


1. Take the **Yurikamome Line**: Aomi Station → Shimbashi Station (the 9th stop)
2. Change to the **Ginza Line**: Shimbashi Station (**G08**) → Omotesando Station (**G02**)
3. Change to the **Chiyoda Line**: Hibiya Station (**C09**) → Yoyogi-Koen Station (**C02**)
4. 10 minute walk from Yoyogi-Koen Station to The Olympic Center

OLYMPIC CENTER

20:00 - 21:30 / Computers available

Teacher: Pick-up the money packet for Study Day 2.



North Central High School / Study Day-2

SITE

INFORMATION

OLYMPIC CENTER

7:00 - 9:00 / Breakfast (Use coupon) at **Cafeteria Fuji** in Central Bldg. 2F
7:30 - 9:00 / TLI staff available at desk near the snack shop in Building-D

↓ 15 minute walk to the Nishi-Sando Entrance of Meiji Shrine

Meiji Shrine (明治神宮)

About 30 minute walk (Nishi-Sando ⇒ The Main Shrine ⇒ The Main Entrance)2

↓ 5 minute walk

Takeshita-dori (竹下通り)

↓ 17 minute walk

Oriental Bazaar (オリエンタルバザー)

↓ 10 minute walk

Omotesando (表参道)

New tourist spot: Omotesando Hills

↓ Take the **Chiyoda Line**: Omotesando Station (**C04**) → Nijubashi-mae Station (**C10**)

Imperial Palace (皇居)

5 minute walk from the station (Use Exit 2)

↓ *or* 15 minute walk from Imperial Palace to Ginza-dori
or
1. Take the **Chiyoda Line**: Nijubashi-mae Station (**C10**) → Hibiya Station (**C09**)
2. Change the line to **Hibiya Line**: Hibiya Station (**H07**) → Ginza Station (**H08**)

Ginza-dori (銀座通り)

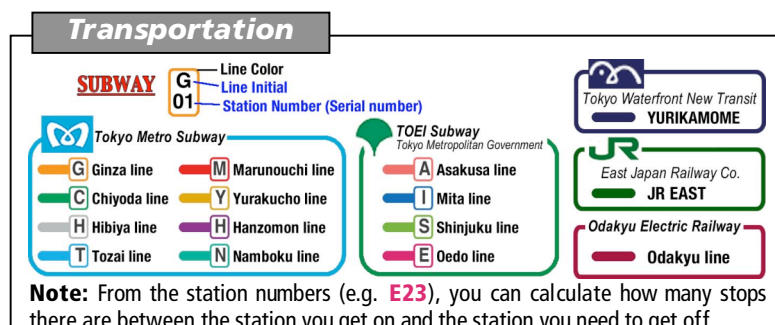
Short walk from the station (Use Exit A2 or A3)

↓ 1. Take the **Hibiya Line**: Ginza Station (**H08**) → Hibiya Station (**H07**)
2. Change the line to **Chiyoda Line**: Hibiya Station (**C09**) → Yoyogi-Koen Station (**C02**)
3. 10 minute walk from Yoyogi-Koen Station to The Olympic Center

OLYMPIC CENTER

19:30 - 20:30 / Computers available

20:30 - 21:30 / Homestay Orientation for all participants (mandatory)



North Central High School / Study Day-3

SITE

INFORMATION

RIHGA ROYAL HOTEL

Depart homestay/school and arrive at the hotel
Meet with TLI staff for check in at NP:J desk in the lobby.



7 minute walk

Kyoto Station Area

(京都駅周辺)



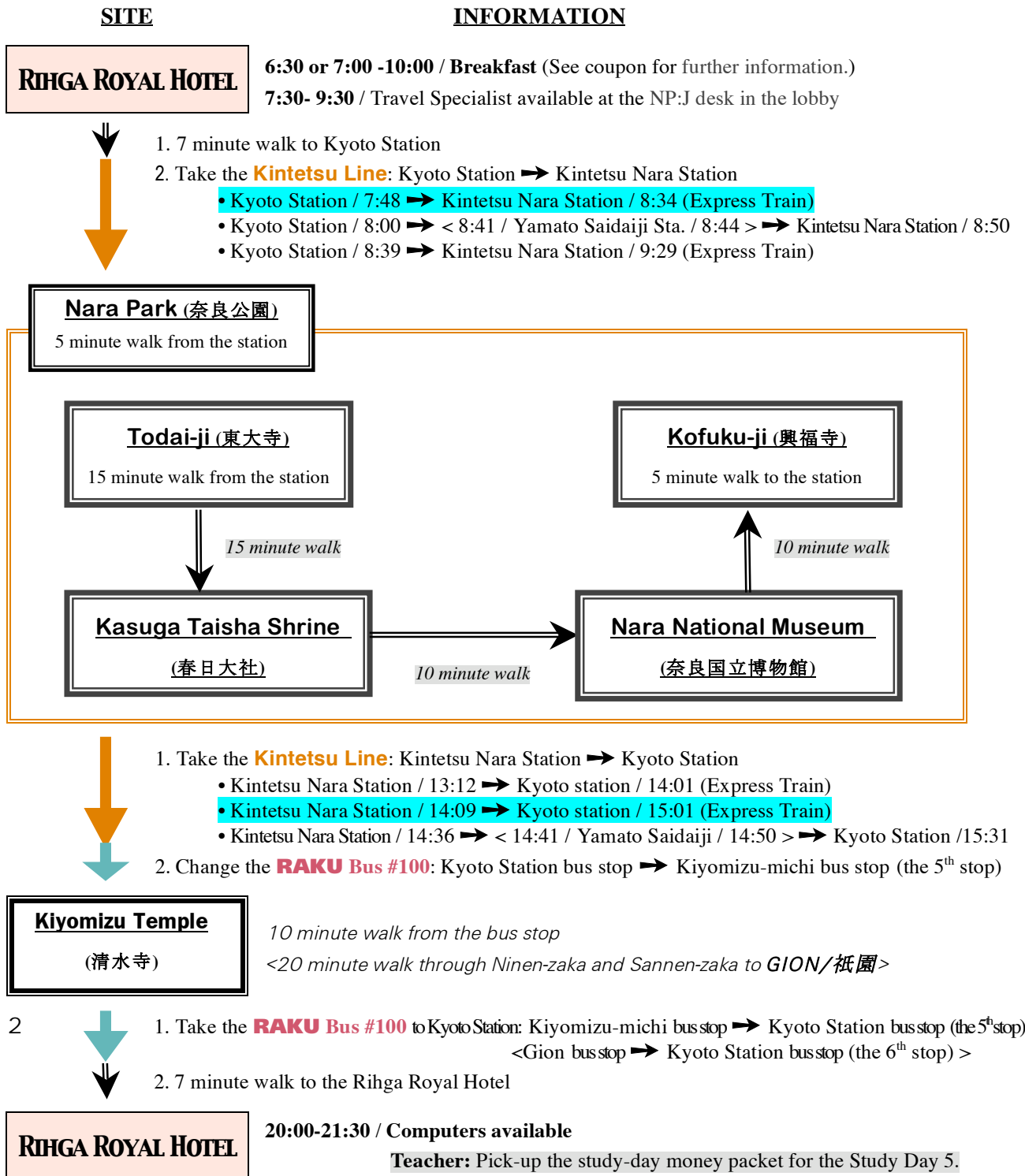
7 minute walk to the Rihga Royal Hotel

RIHGA ROYAL HOTEL

20:00 - 21:30 / Computers available

Teacher: Pick-up the money packet for study-day 4.

North Central High School / Study Day-4



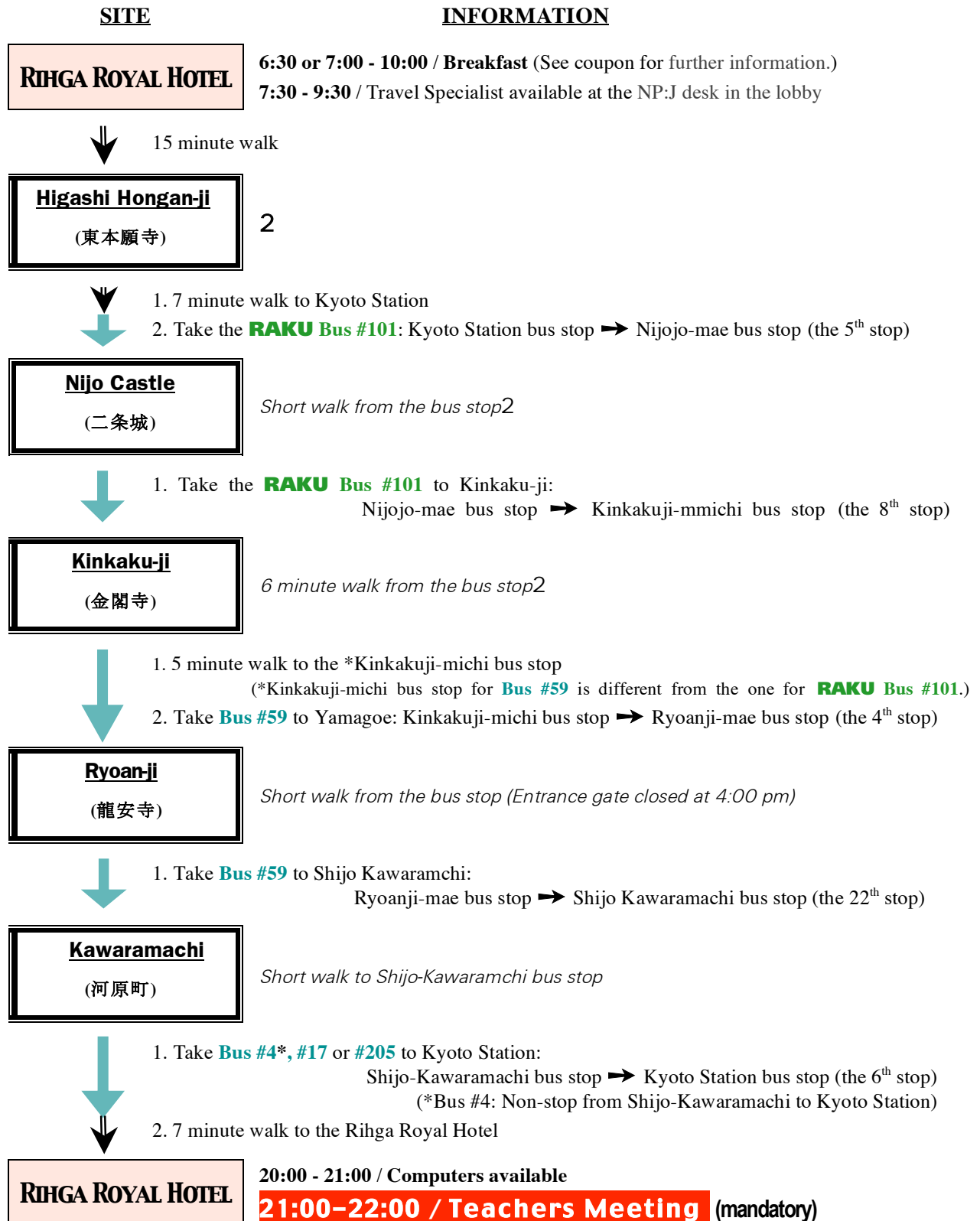
Transportation

You will use the **Kintetsu Line** for travelling to Nara.

Please take the express train (急行).

Please confirm the train schedule & track number on the preceding day.

North Central High School / Study Day-5



Transportation

You will use **Kyoto City Bus**  for traveling in Central Kyoto.

One-day City Bus Pass: When using a one-day pass for the first time, as you get off the bus, insert your card into the small reading device near the driver where the date will be recorded on the back of the card. The next time you get off the bus, just show the back of the card to the driver. **Information about the route the bus will take is indicated by the bus number and main destination displayed on the front, back, and side of the bus near the door.**

*Note: There are various bus routes which you can take to your destinations, but TLI recommends that you take “洛” **RAKU BUS** (routes #100, #101, or #102 in terms of convenience).*