

St. Margaret's Episcopal School / Study Day 1

SITE

INFORMATION

OLYMPIC CENTER

7:00 - 9:00 / Breakfast (Use coupon) at **Cafeteria Fuji** in Central Bldg. 2F
7:30 - 9:00 / TLI staff available at desk near the snack shop in Building-D



1. 7 minute walk from The Olympic Center to Sangubashi Station
2. Take the **Odakyu Line**: Sangubashi Station ➔ Shinjuku Station (the 2nd stop)

JTB Sunrise tour (Tokyo Morning Tour)
Pick-up service at Keio Plaza Hotel (8:05) / 7 minute walk from the JR Shinjuku Station (Use West Exit)
Tour disbands on arrival at the Tasaki Pearl Gallery (Ginza) around 13:00



1. 10 minute walk to **JR Yurakucho** station
2. Take the **JR Yamanote Line**: Yurakucho Station ➔ Tokyo Station (the 2nd stop)
3. Change to the **JR Chuo Line**: Tokyo Station ➔ Mitaka Station
 (Rapid train: the 8th stop or Express train: the 6th stop)

Ghibli Museum
 (ジブリ美術館)

15 minute walk from the station (Use South Exit)



- Take the **JR Chuo Line**: Mitaka Station ➔ Shinjuku Station
 (Rapid train: the 4th stop or Express train: the 2nd stop)

Tokyo Tocho
 (東京都庁)

10 minute walk from the station (Use West Exit)



10 minute walk

Shinjuku Area
 (新宿エリア)



1. Take the **Odakyu Line**: Shinjuku Station ➔ Sangubashi Station (the 2nd stop)
2. 7 minute walk from Sangubashi Station to The Olympic Center

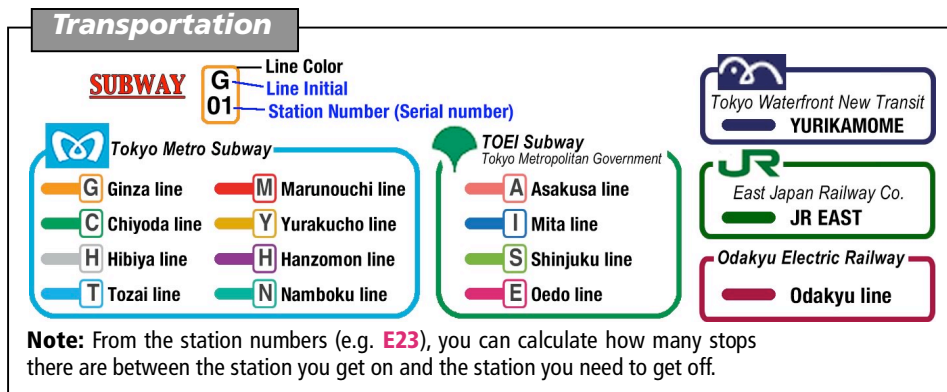
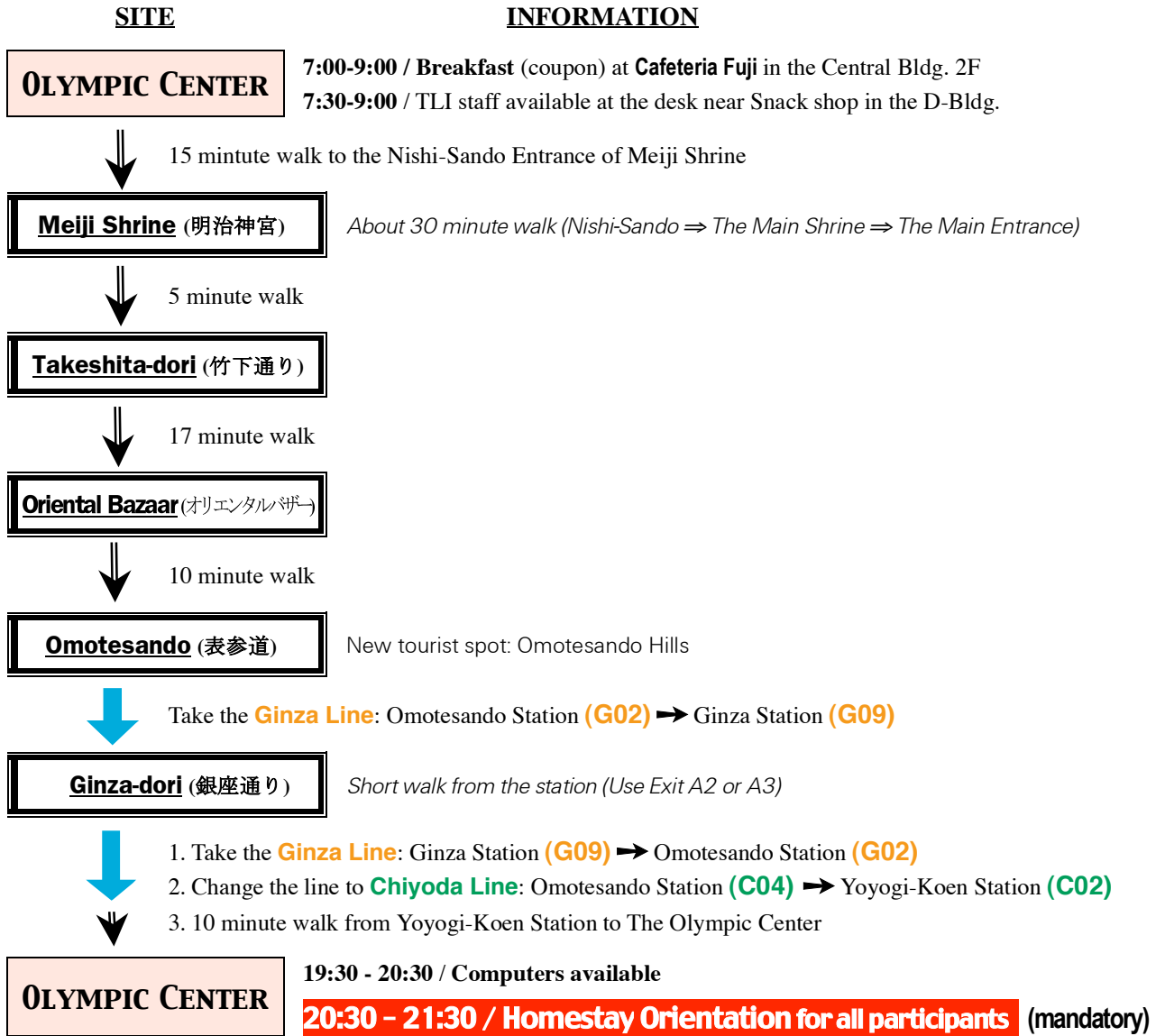
OLYMPIC CENTER

20:00-21:30 / Computers available

Teacher: Pick-up the money packet for Study Day 2.



St. Margaret's Episcopal School / Study Day 2



St. Margaret's Episcopal School / Study Day 3

SITE

INFORMATION

Depart homesty/school early in the morning

Take the **Express train and Shinkansen** from **Oita Station** to **Hiroshima Station** (Use South Exit)



Take a Streetcar bound for Miyajima or Eba:

Hiroshima Station ➔ Genbaku Dome-mae station (the 10th stop)



Short walk from the station



5 minute walk



and



1. 5 minute walk to Genbaku Dome-mae station

2. Take a Streetcar bound for Hiroshima Station:



Genbaku Dome-mae station ➔ Hiroshima Station (the 10th stop)

Take the **Shinkansen** from **Hiroshima Station** to **Kyoto Station**

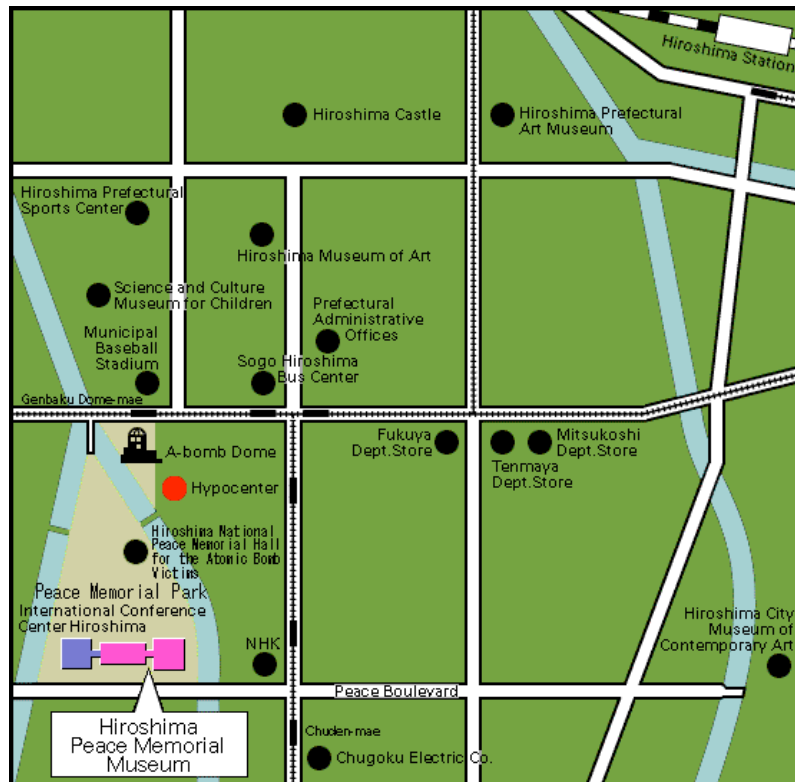


7 minute walk from Kyoto Station to the Rihga Royal Hotel

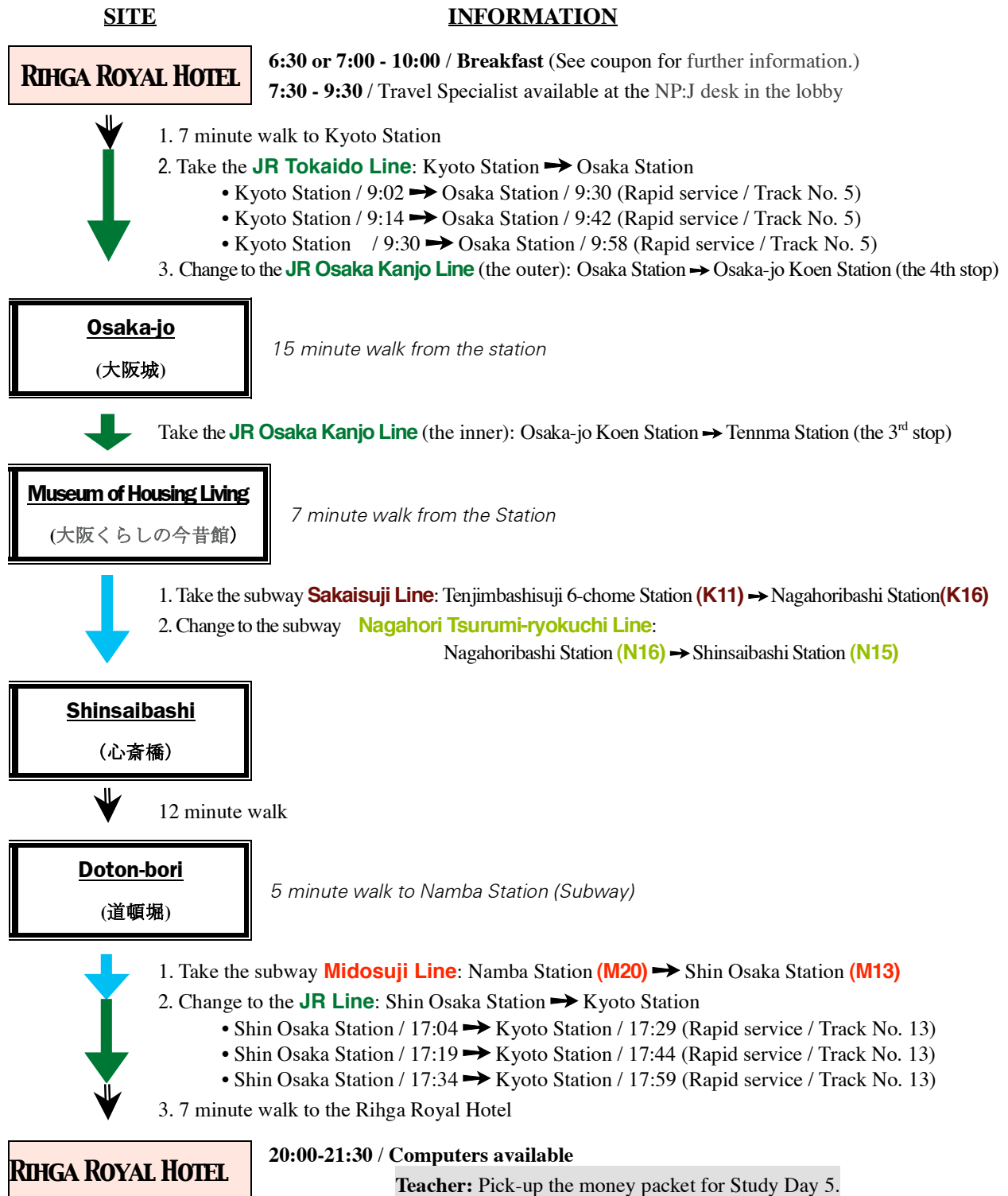


20:00-21:30 / Computers available

Teacher: Pick-up the money packet for Study Day 4.



St. Margaret's Episcopal School / Study Day 4



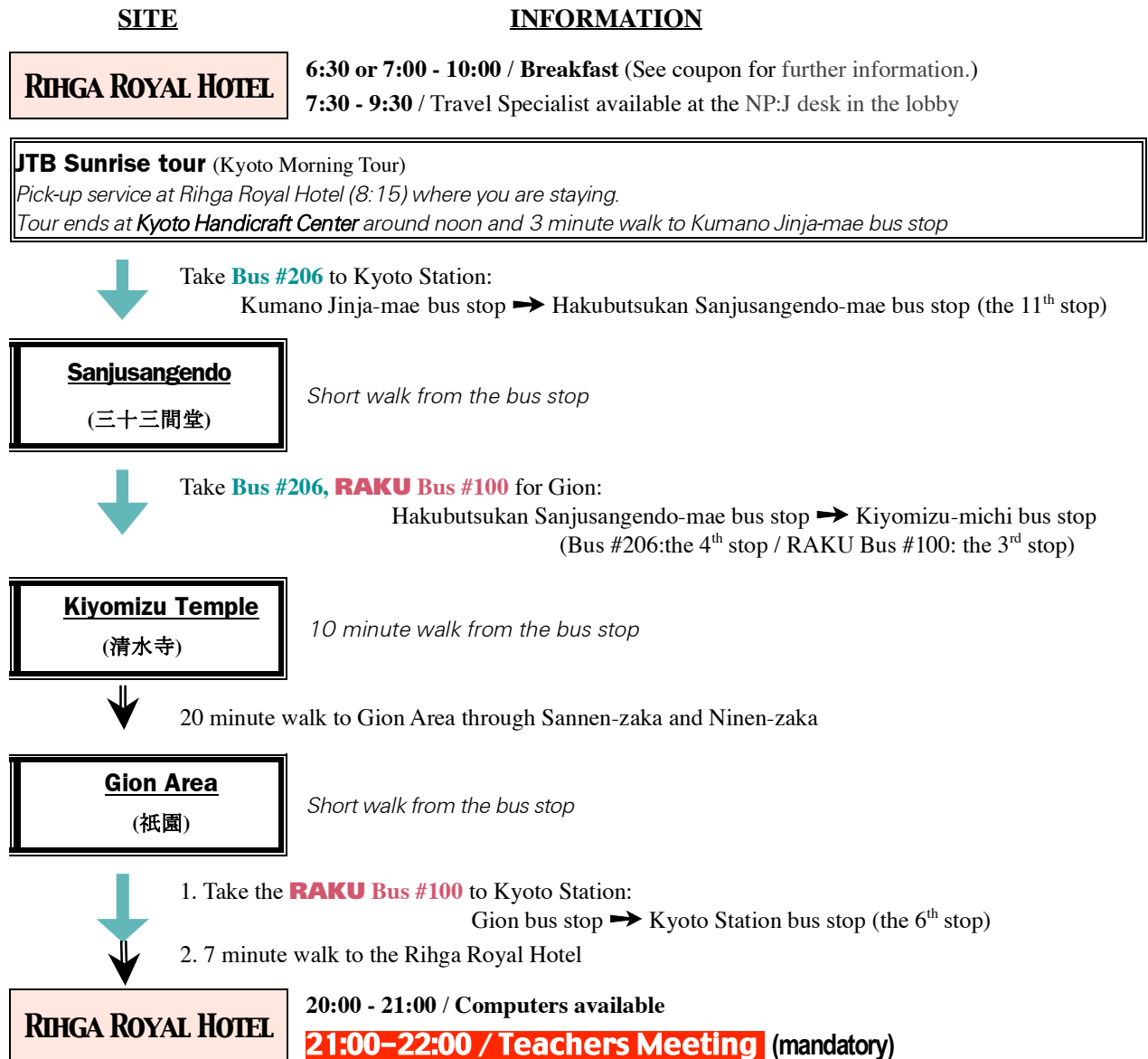
Transportation

You will use the **JR Tokaido Line** for traveling to Osaka and **Osaka Subway** in Osaka.


You may use Rapid Service and Local lines. If you wish to use a standard non-reserved seat on any other limited express train, you must purchase a separate limited express ticket.

Please confirm the train schedule & track number on the preceding day.

St. Margaret's Episcopal / Study Day 5



Transportation

You will use **Kyoto City Bus**  for traveling in Central Kyoto.

One-day City Bus Pass: When using the one-day pass for the first time, as you get off the bus, insert your card into the small reading device near the driver where the date will be recorded on the back of the card. The next time you get off the bus, just show the back of the card to the driver. **Information about the route the bus will take is indicated by the bus number and main destination displayed on the front, back, and side of the bus near the door.**

*Note: There are various bus routes which you can take to your destinations, but TLI recommends that you take “洛” **RAKU BUS** (routes #100, #101, or #102 in terms of convenience).*