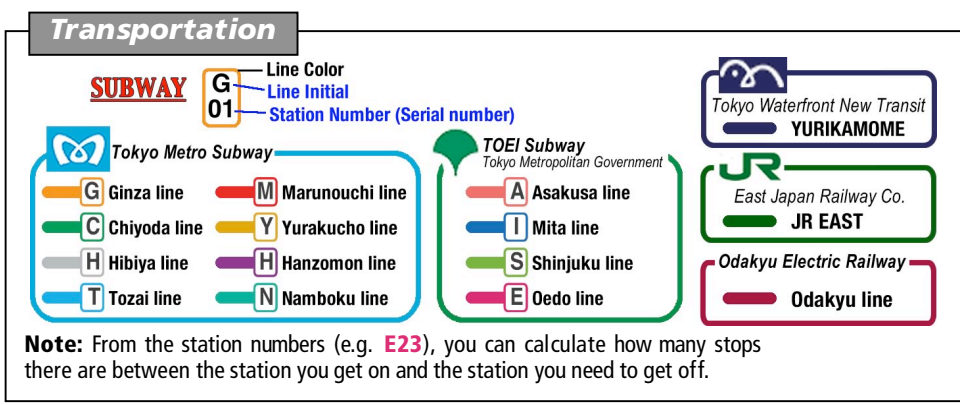
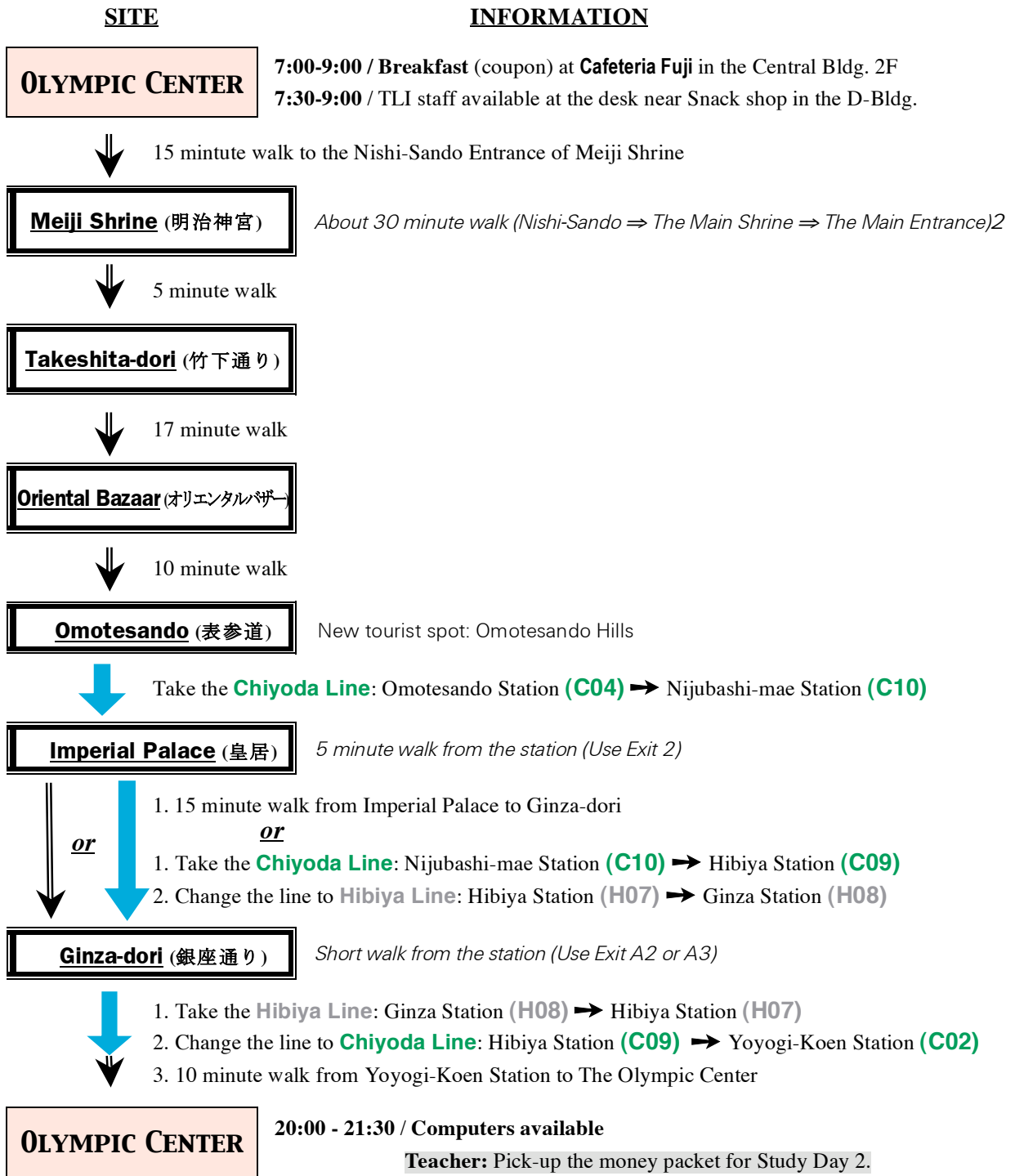


**Middleton High School / Study Day 1**



# Middleton High School / Study Day 2

## SITE

## INFORMATION

**OLYMPIC CENTER**

7:00-9:00 / Breakfast (coupon) at **Cafeteria Fuji** in the Central Bldg. 2F  
 7:30-9:00 / TLI staff available at the desk near Snack shop in the D-Bldg.



1. 10 minute walk from The Olympic Center to Yoyogi-Koen Station
2. Take the **Chiyoda Line**: Yoyogi-Koen Station (**C02**) → Omotesando Station (**C04**)
3. Change to the **Ginza Line**: Omotesando Station (**G02**) → Asakusa Station (**G19**)

**Sensoji / Nakamise**  
 (浅草寺/仲見世)

5 minute walk from the station (Use Exit 1)



1. Take the **Ginza Line**: Asakusa Station (**G19**) → Kanda Station (**G13**)
2. Change the **JR Chuo Line**: Kanda Station → Shinjuku Station (the 3<sup>rd</sup> stop / express train)

**Takashimaya/Tokyu Hands**  
 (高島屋/東急ハンズ)

5 minute walk from the station (Use South Exit)



Short walk

**Shinjuku Station**  
 (新宿駅)



1. Take the **Odakyu Line**: Shinjuku Station → Sangubashi Station (the 2<sup>nd</sup> stop)
2. 7 minute walk from Sangubashi Station to The Olympic Center

**OLYMPIC CENTER**

19:30 - 20:30 / Computers available

**20:30 - 21:30 / Homestay Orientation for all participants (mandatory)**

### Transportation

**SUBWAY**

**Tokyo Metro Subway**

- G Ginza line
- C Chiyoda line
- H Hibiya line
- T Tozai line
- M Marunouchi line
- Y Yurakucho line
- H Hanzomon line
- N Namboku line

**TOEI Subway**  
Tokyo Metropolitan Government

- A Asakusa line
- I Mita line
- S Shinjuku line
- E Oedo line

**Tokyo Waterfront New Transit**

**YURIKAMOME**

**East Japan Railway Co.**

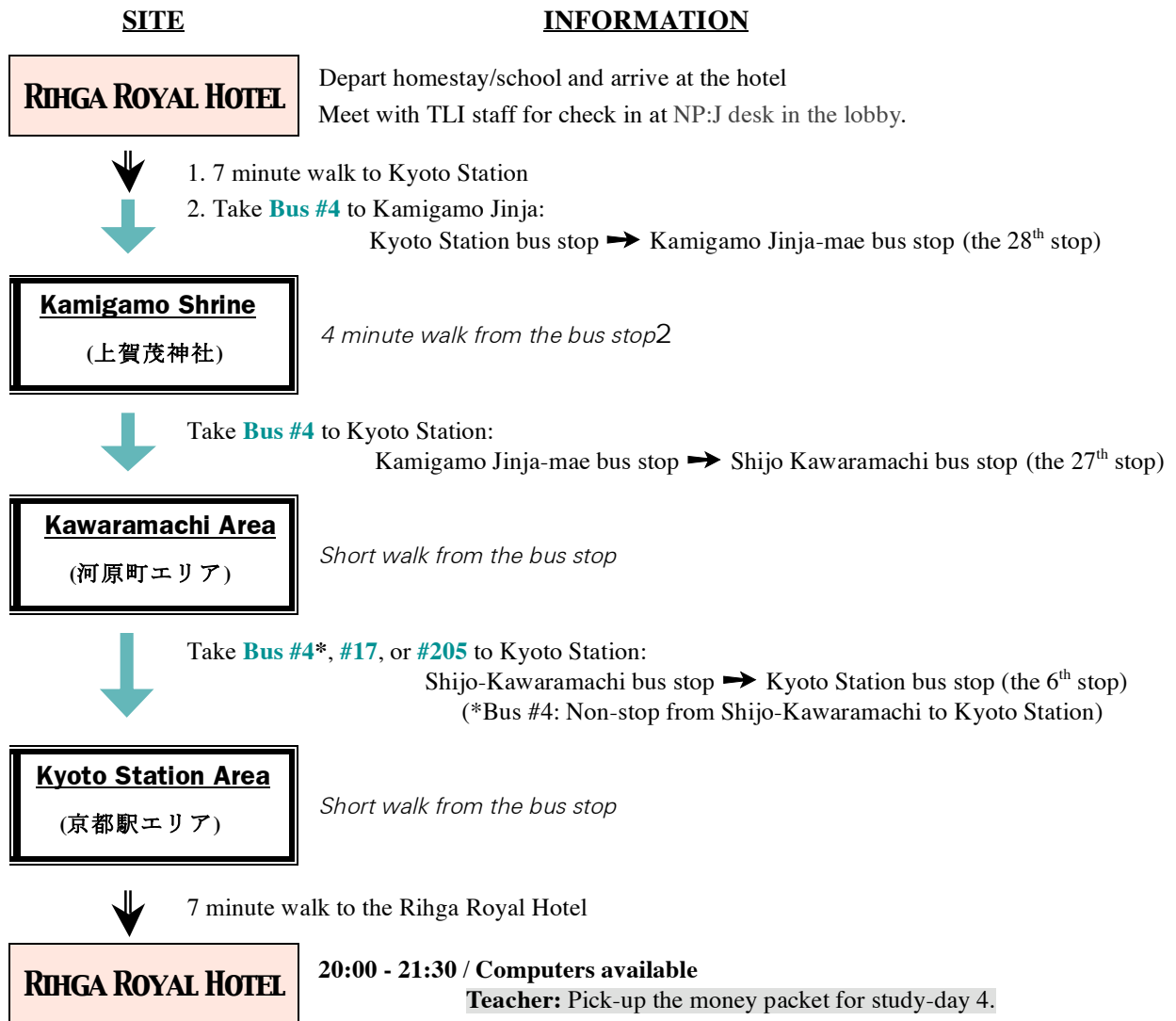
**JR EAST**

**Odakyu Electric Railway**

**Odakyu line**

**Note:** From the station numbers (e.g. **E23**), you can calculate how many stops there are between the station you get on and the station you need to get off.

## Middleton High School / Study Day 3



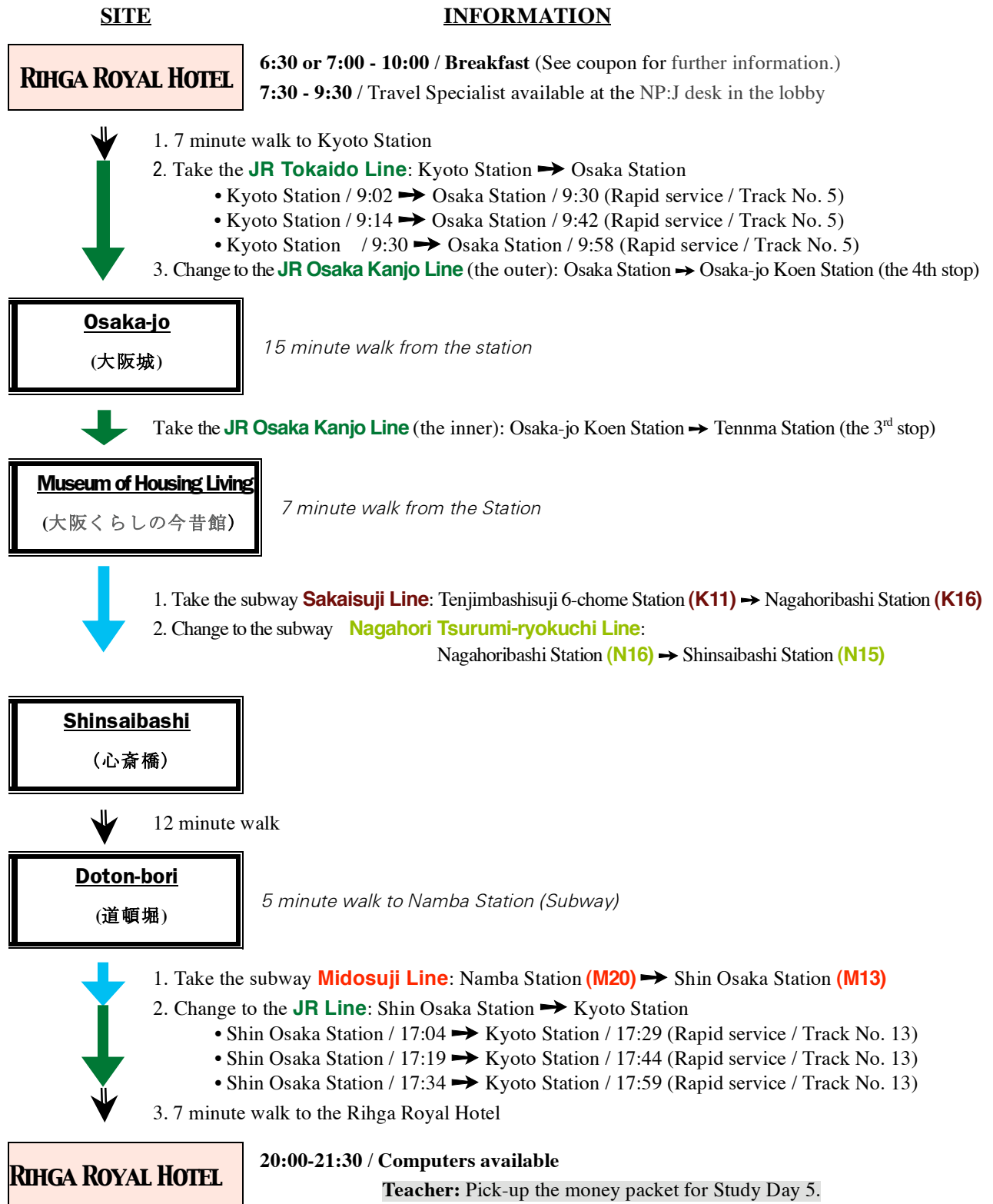
### Transportation

You will use **Kyoto City Bus**  for traveling in Central Kyoto.

**One-day City Bus Pass:** When using the one-day pass for the first time, as you get off the bus, insert your card into the small reading device near the driver where the date will be recorded on the back of the card. The next time you get off the bus, just show the back of the card to the driver. **Information about the route the bus will take is indicated by the bus number and main destination displayed on the front, back, and side of the bus near the door.**

**Note:** There are various bus routes which you can take to your destinations, but TLI recommends that you take “落” RAKU BUS (routes #100, #101, or #102 in terms of convenience).

## Middleton High School / Study Day 4



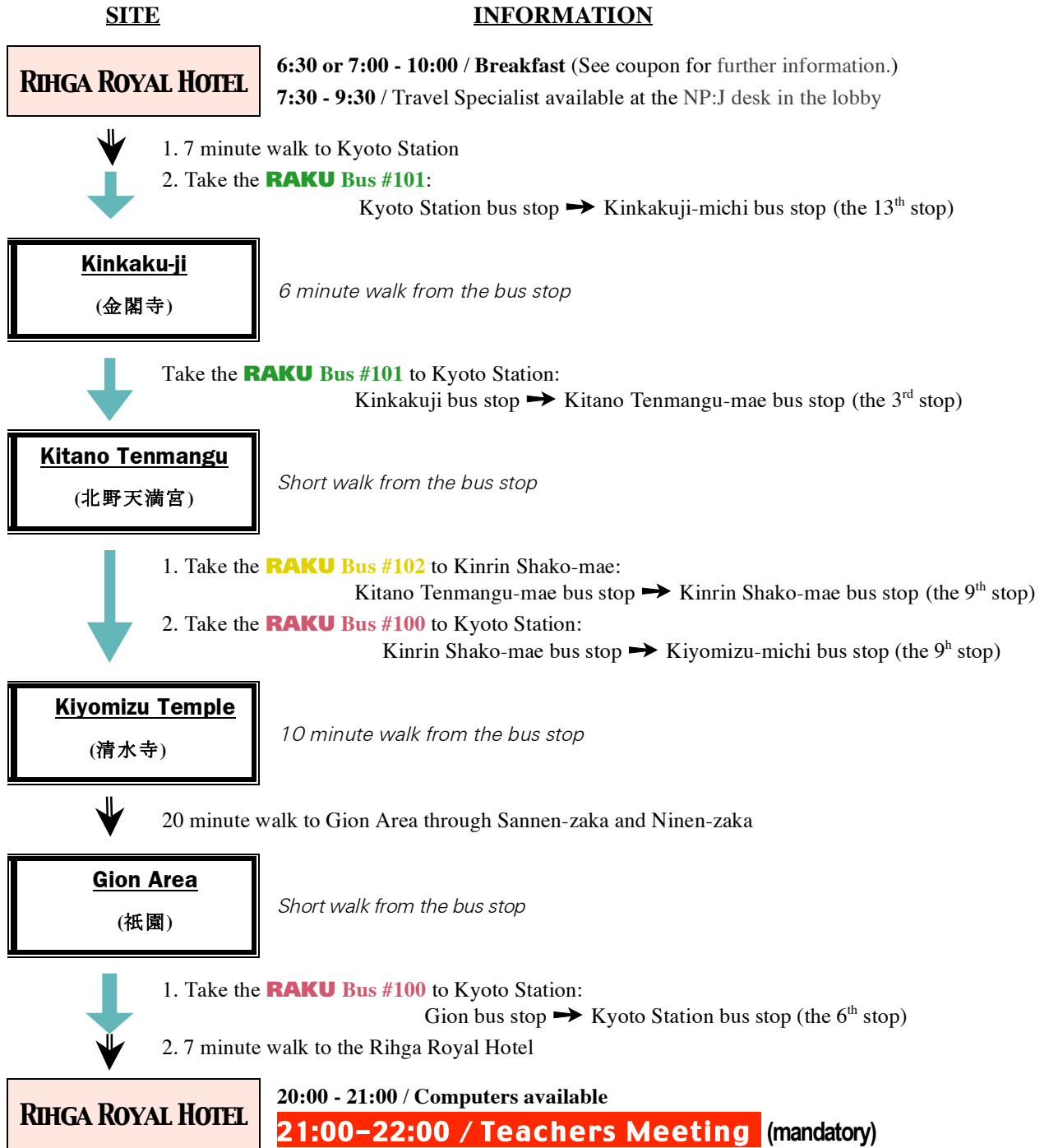
### **Transportation**

You will use the **JR Tokaido Line** for traveling to Osaka and **Osaka Subway** in Osaka.

*You may use **Rapid Service and Local lines**. If you wishes to use a standard non-reserved seat on any other limited express train, you must purchase a separate limited express ticket.*

**Please confirm the train schedule & track number on the preceding day.**

**Middleton High / Study Day 5**



**Transportation**

You will use **Kyoto City Bus**  for traveling in Central Kyoto.

**One-day City Bus Pass:** When using the one-day pass for the first time, as you get off the bus, insert your card into the small reading device near the driver where the date will be recorded on the back of the card. The next time you get off the bus, just show the back of the card to the driver. **Information about the route the bus will take is indicated by the bus number and main destination displayed on the front, back, and side of the bus near the door.**

*Note: There are various bus routes which you can take to your destinations, but TLI recommends that you take “洛” **RAKU BUS** (routes #100, #101, or #102 in terms of convenience).*